



1

---

---

---

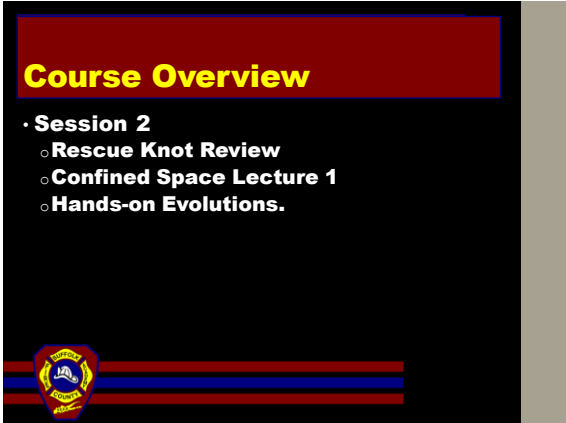
---

---

---

---

---



2

---

---

---

---

---

---

---

---



3

---

---

---

---

---


---

---

---

### Knot Breaking Strengths

	Strength In lbs.	Percent Lost
<b>ROPE</b>		
	10,750	---
Figure 8	8,640	19%
Double Fisherman	8,440	21%
Figure 8 on a Bight	8,560	20%
Figure 8 Follow Through	8,640	19%
Double Loop Figure 8	8,820	18%
Bowline	7,180	33%
<b>WEBBING</b>		
	4,800	---
Water Knot	3,060	36%
Overhand Knot	5,128	35%




---

---

---

---

---

---

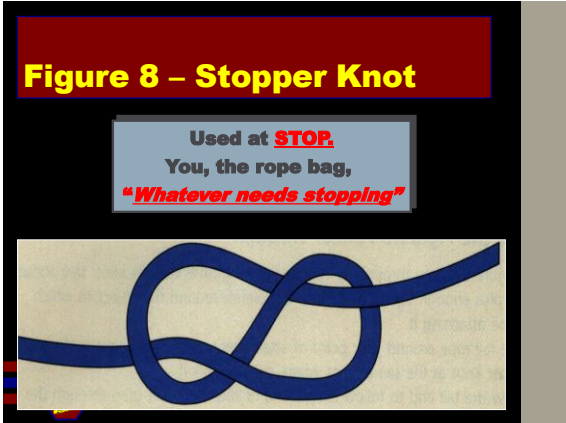
---

---

---

---

4




---

---

---

---

---

---

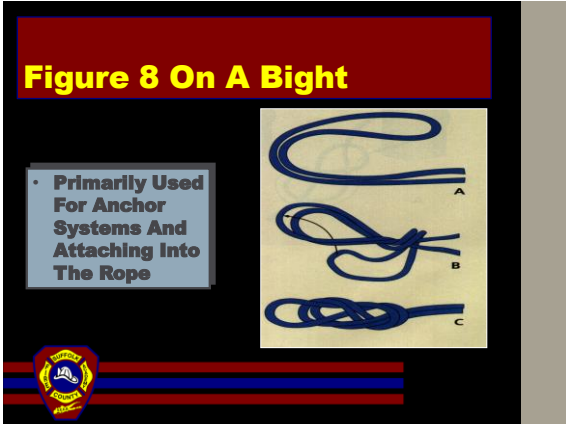
---

---

---

---

5




---

---

---

---

---

---

---

---


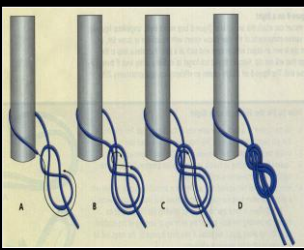
---

---

6

### Figure 8 Follow Through

- Used To Tie Around An Anchor OR Through A Point and Around



---

---

---

---

---

---



---

---

7

### Figure 8 On A Bend

- Used To Join Two Ropes Together



---

---

---

---

---

---


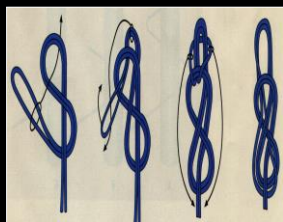
---

---

8

### Double Looped Figure 8

- Stronger Version of 8 on Bight
- Used To Anchor OR As An Attachment Point



---

---

---

---

---

---

---

---

9

## Overhand Knot

- Can Be Used As A Safety OR To Terminate The Dead End Of The Rope





---

---

---

---

---

---

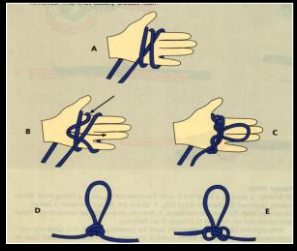
---

---

10

## Butterfly Knot

- Used To Create A Loop In The Middle Of The Rope For An Attachment Point In A Three Directional Pull





---

---

---

---

---

---

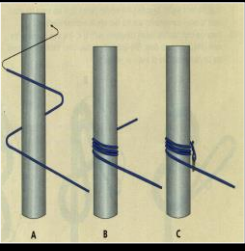

---

---

11

## Tensionless Wrap

- Minimum of Three Wraps
- Number of Wraps Depends On Anchor Size
- Maintains 100% Rope Strength.


---

---

---

---

---

---


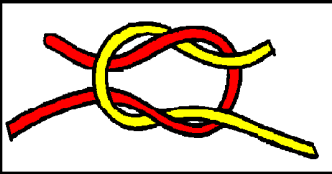
---

---

12

### Square Knot

- Used To Join Two Liked Size Ropes Together



---

---

---

---

---

---


---

---

13


### Clove Hitch

Slip Over



A B C D

In Line



---

---

---

---

---

---

---

---

14

### Handcuff Knot

- Used For Rapid Victim Removal



---

---

---

---

---

---

---

---

15

### Munter Hitch

- Belay Line
- Use X-Large Carabiner





---

---

---

---

---

---



---

---

16

### Double Fishermen's Knot

- Connects Two Ropes OR Rope Into A Loop (Prusik Cord)
- Triple Wrapped Used In Tandem Belay (Safety)


---

---

---

---

---

---

---

---

17

### Prussik Cord / Loop






---

---

---

---

---

---

---

---

18



---

---

---

---

---

---

---

---

19